



КУАЙЛИАН

Transparency is the key



Kuailian Balance Presentation

1. Active nodes in the pool
2. ROI
3. Profits LW y MR
4. Market Status

ACTIVE NODES IN THE POOL

CRYPTO	ACTIVE NODES	PRICE TOKEN	MINIMUN REQUIRED	PRICE FOR MASTERNODE	TOTAL MASTERNODES	% INVESTED VOLUME
Dash (DASH)	200	76,21 USD	1000	76.210,49 USD	15.242.098,00 USD	66,48%
Zcoin (XZC)	105	3,89 USD	1000	3.895,34 USD	409.010,70 USD	1,78%
Stakenet (XSN)	77	0,04 USD	15000	646,01 USD	49.742,77 USD	0,22%
DiviProyect (DIVI-DIAMOND)	12	0,01 USD	10000000	86.569,18 USD	1.038.830,16 USD	4,53%
DiviProyect (DIVI-PLATINUM)	17	0,01 USD	3000000	26.025,19 USD	442.428,23 USD	1,93%
Pivx (PIVX)	4	0,24 USD	10000	2.488,41 USD	9.953,64 USD	0,04%
SafeCapital (SCAP)	55	0,95 USD	1000	959,41 USD	52.767,55 USD	0,23%
CryptoVerification Coin (CVCC)	115	23,43 USD	1000	23.437,58 USD	2.695.321,70 USD	11,76%
TradePlus (TDPS)	25	17,77 USD	3000	53.330,73 USD	1.333.268,25 USD	5,82%
SysCoin (SYS)	7	0,02 USD	100000	1.871,29 USD	13.099,03 USD	0,06%
AXEL (AXEL-SYSTEM)	24	0,11 USD	50000	5.636,94 USD	135.286,56 USD	0,59%
Sinovate (SIN-MID)	10	0,00 USD	500000	860,18 USD	8.601,80 USD	0,04%
Centex (CNTX-T1)	10	0,01 USD	20001	168,33 USD	1.683,30 USD	0,01%
Centex (CNTX-T2)	12	0,01 USD	20003	168,35 USD	2.020,20 USD	0,01%
MalwareChain (MALW)	61	0,32 USD	5000	1.621,09 USD	98.886,49 USD	0,43%
Bonorum (BONO)	46	29,06 USD	1000	29.060,95 USD	1.336.803,70 USD	5,83%
Zenon	12	0,93 USD	5000	4.698,34 USD	56.380,08 USD	0,25%
TOTALIDAD	792				22.926.182,16 USD	

COMPARATIVE DATA



CRYPTO	DIF. ACTIVE NODES	DIFF. PRICE TOKEN	DIFF. PRICE FOR MASTERNODE	DIFF. TOTAL MASTERNODES	% VOL DIFFERENCE	TOTAL VOL. INVESTED LAST WEEK	DIFFERENCE % VOL. INVESTED
Dash (DASH)	3	3,26 USD	3.259,39 USD	870.731,30 USD	5,71%	67,74%	-1,26%
Zcoin (XZC)	-3	0,61 USD	607,70 USD	53.945,58 USD	13,19%	1,67%	0,11%
Stakenet (XSN)	0	- USD	19,36 USD	1.490,72 USD	3,00%	0,23%	-0,01%
DiviProyect (DIVI-DIAMOND)	0	- 0,00 USD	- 5.637,31 USD	- 67.647,72 USD	-6,51%	5,22%	-0,68%
DiviProyect (DIVI-PLATINUM)	-12	0,00 USD	- 1.636,76 USD	- 359.768,32 USD	-81,32%	3,78%	-1,85%
Pivx (PIVX)	-1	- USD	2,25 USD	- 2.477,16 USD	-24,89%	0,06%	-0,02%
SafeCapital (SCAP)	-2	- 0,07 USD	- 70,09 USD	- 5.913,95 USD	-11,21%	0,28%	-0,05%
CryptoVerification Coin (CVCC)	58	0,14 USD	137,96 USD	1.367.243,36 USD	50,73%	6,26%	5,50%
TradePlus (TDPS)	0	0,62 USD	1.877,95 USD	46.948,75 USD	3,52%	6,06%	-0,25%
SysCoin (SYS)	0	- USD	- 53,82 USD	- 376,74 USD	-2,88%	0,06%	-0,01%
AXEL (AXEL-SYSTEM)	0	0,03 USD	1.336,17 USD	32.068,08 USD	23,70%	0,49%	0,10%
Sinovate (SIN-MID)	0	0,00 USD	44,40 USD	444,00 USD	5,16%	0,04%	0,00%
Centex (CNTX-T1)	0	- USD	14,04 USD	140,40 USD	8,34%	0,01%	0,00%
Centex (CNTX-T2)	-1	- USD	14,05 USD	14,30 USD	0,71%	0,01%	0,00%
MalwareChain (MALW)	0	- 0,05 USD	- 272,96 USD	- 16.650,56 USD	-16,84%	0,54%	-0,11%
Bonorum (BONO)	0	0,32 USD	313,64 USD	14.427,44 USD	1,08%	6,23%	-0,40%
Zenon	4	- 0,55 USD	- 2.707,51 USD	- 2.866,72 USD	-5,08%	0,28%	-0,03%
TOTALIDAD	767		- 21.818,05 USD	1.711.970,51 USD			

ACTIVE NODES IN THE POOL

For this week we have incorporated new data that we extract from the pool to have more information about the pool.

The first thing we can see is that it has seen an increase in nodes reaching 792, 25 more than the previous week.

As for increments we can see how the most outstanding movement is Cryptoverification Coin, with 52 new nodes for this asset, followed by Zenon and Dash with 4 and 3 nodes respectively. On the other hand, the most notable decrease was found in Divi-Project (DIVI-PLATINUM), with 12 fewer nodes followed by Zcoin, SafeCapital, PIVX and Centex (T2). The rest of the Assets that remain in the pool remain one more week in the same situation. Finally we see that this week the RocketFund, Streamies, Review Base and Centex T3 nodes have been dismantled.

If we continue analyzing the extracted results, we find that the price for mounting the masternode has increased in half of the participating nodes and the remaining half has decreased. The two big beneficiaries this week we can see that they are still Cryptoverification Coin and Dash with a rise of 1,367,243.36 USD and 870,731.30 USD, which represents 50.73% and 5.71% compared to the previous week. In opposition, we again see how Divi-project (DIVI-PLATINUM) is the most affected masternode with a drop of -359,768.32 USD representing -81.32%, followed by the other version of Divi-project (DIVI-DIAMOND) with -67,647.72 USD equivalent to -6.51% compared to the previous week. All these movements have led to a total volume in the pool of \$ 22,926,182.16, which is equivalent to a rise of \$ 1,711,970.51, 7.47% over the previous week.

Finally we conclude with the two new tables incorporated in this new balance where we can see the current% that occupies the total invested volume of each cryptoactive in the pool where you can clearly see how in this pool the predominant asset is Dash, being the refuge value. The following assets with the highest participation remain much more distant: Cryptoverification Coin, Bonorum, Tradeplus and Divi-Project (DIVI-DIAMOND).

ROI IN THE POOL



CRIPTOACTIVO	ACTIVE NODES	DAILY ROI	LAST WEEK	DIFFERENCE LAST 2 WEEKS	DIFFEREN CE %	WEEKLY ROI	LAST WEEK	MONTHLY ROI	LAST WEEK
Dash (DASH)	200	2.842,00 USD	2.612,22 USD	229,78 USD	8,09%	19.894,00 USD	18.285,54 USD	85.260,00 USD	78.366,60 USD
Zcoin (XZC)	105	158,55 USD	132,84 USD	25,71 USD	16,22%	1.109,85 USD	929,88 USD	4.756,50 USD	3.985,20 USD
Stakenet (XSN)	77	23,10 USD	21,56 USD	1,54 USD	6,67%	161,70 USD	150,92 USD	693,00 USD	646,80 USD
DiviProject (DIVI-DIAMOND)	12	1.009,68 USD	1.170,00 USD	- 160,32 USD	-15,88%	7.067,76 USD	8.190,00 USD	30.290,40 USD	35.100,00 USD
DiviProject (DIVI-PLATINUM)	17	460,53 USD	811,42 USD	- 350,89 USD	-76,19%	3.223,71 USD	5.679,94 USD	13.815,90 USD	24.342,60 USD
Pivx (PIVX)	4	2,48 USD	3,10 USD	- 0,62 USD	-25,00%	17,36 USD	21,70 USD	74,40 USD	93,00 USD
SafeCapital (SCAP)	55	366,30 USD	413,25 USD	- 46,95 USD	-12,82%	2.564,10 USD	2.892,75 USD	10.989,00 USD	12.397,50 USD
CryptoVerification Coin (CVCC)	115	25.482,85 USD	11.141,79 USD	14.341,06 USD	56,28%	178.379,95 USD	77.992,53 USD	764.485,50 USD	334.253,70 USD
		- USD	4,92 USD	- 4,92 USD		- USD	34,44 USD	- USD	147,60 USD
TradePlus (TDPS)	25	8.247,25 USD	9.023,50 USD	- 776,25 USD	-9,41%	57.730,75 USD	63.164,50 USD	247.417,50 USD	270.705,00 USD
SysCoin (SYS)	7	3,01 USD	3,01 USD	- USD	0,00%	21,07 USD	21,07 USD	90,30 USD	90,30 USD
AXEL	24	373,20 USD	286,08 USD	87,12 USD	23,34%	2.612,40 USD	2.002,56 USD	11.196,00 USD	8.582,40 USD
Sinovate (SIN-MID)	10	24,40 USD	22,70 USD	1,70 USD	6,97%	170,80 USD	158,90 USD	732,00 USD	681,00 USD
Centex (CNTX-T1)	10	15,00 USD	19,10 USD	- 4,10 USD	-27,33%	105,00 USD	133,70 USD	450,00 USD	573,00 USD
Centex (CNTX-T2)	12	19,20 USD	24,83 USD	- 5,63 USD	-29,32%	134,40 USD	173,81 USD	576,00 USD	744,90 USD
		- USD	11,70 USD	- 11,70 USD		- USD	81,90 USD	- USD	351,00 USD
MalwareChain (MALW)	61	1.084,58 USD	1.261,48 USD	- 176,90 USD	-16,31%	7.592,06 USD	8.830,36 USD	32.537,40 USD	37.844,40 USD
Streamies (STRMS)	2	- USD	16,66 USD	- 16,66 USD		- USD	116,62 USD	- USD	499,80 USD
Bonorum (BONO)	46	10.339,88 USD	11.386,84 USD	- 1.046,96 USD	-10,13%	72.379,16 USD	79.707,88 USD	310.196,40 USD	341.605,20 USD
Zenon (ZNN)	12	817,20 USD	873,68 USD	- 56,48 USD	-6,91%	5.720,40 USD	6.115,76 USD	24.516,00 USD	26.210,40 USD
		- USD	3.261,12 USD	- 3.261,12 USD		- USD	22.827,84 USD	- USD	97.833,60 USD
TOTALIDAD	792	51.269,21 USD	42.501,80 USD			358.884,47 USD	297.512,60 USD	1.538.076,30 USD	1.275.054,00 USD

ROI IN THE POOL



If we go to compare the returns produced between the last two weeks we find new increases in addition to having added new comparative data between both periods to see these returns more accurately.

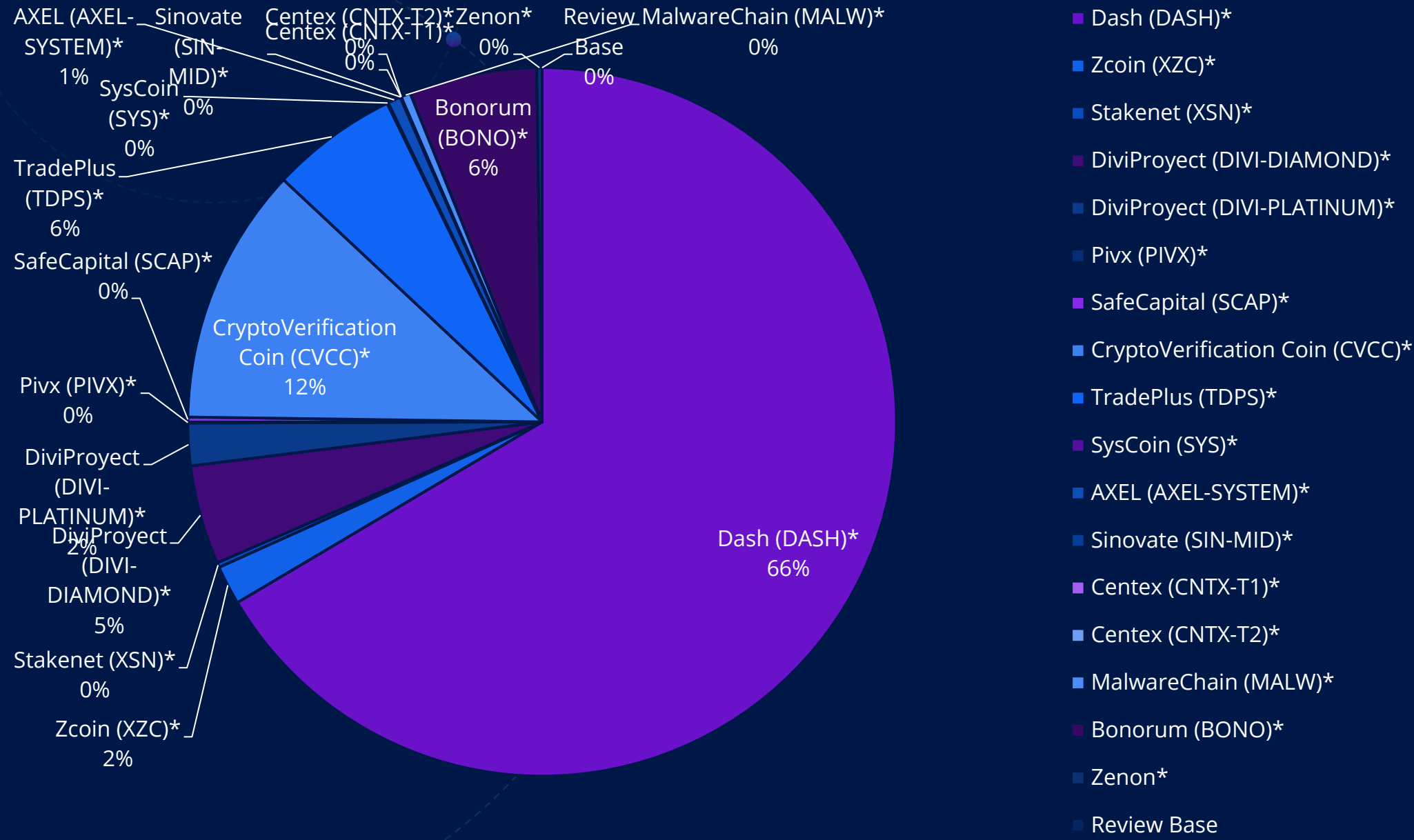
The first thing we can see is that with all of these nodes, the daily return has been increased by 8,767.41 USD, which represents + 17.10% compared to the previous week.

If we continue analyzing this comparative table we see how the assets that offer us the highest return compared to the last 15 days we see that Cryptoverification Coin stands out again, followed by Axel with 23.34%, Zcoin with 16.22%, Dash with a 8.09% and Sinovate with 6.97%. In opposition we find DiviProyect (DIVI-PLATINUM) with -76.19%, followed by Centex T2 with -29.32%, Centex T1 with -27.33%, Pivx with -25.00% and MalwareChain with -16.31%.

On this sheet we can conclude that this week the increase in both total volume accompanied by the general increases in ROI offered by current masternodos in the pool have been positive.

* Point out that this information has been extracted on Monday, with which these returns would be thus represented as we have exposed in the table in the event that the assets participating in the pool were not updated until next Monday.

CURRENT DISTRIBUTION IN THE POOL



WEEKLY POOL PROFITS FOR LR

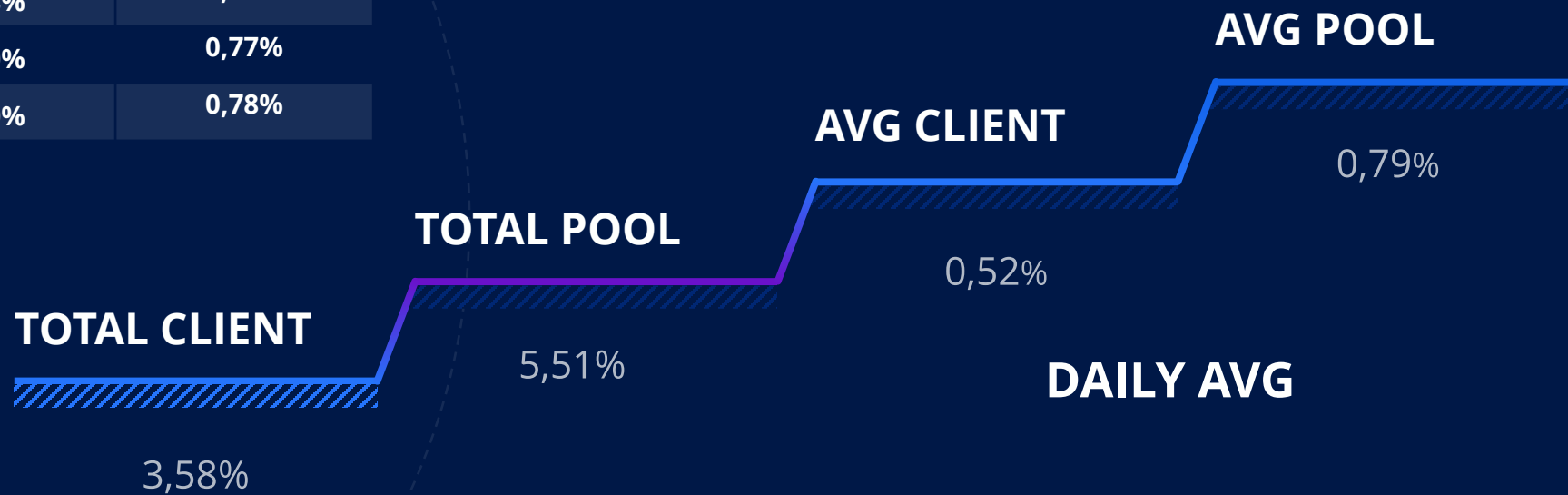
TRANSACTION DATE	CLIENT PROFIT	POOL PROFIT
2020-4-14	0,15%	0,23%
2020-4-15	0,15%	0,23%
2020-4-16	0,14%	0,22%
2020-4-17	0,14%	0,22%
2020-4-18	0,15%	0,23%
2020-4-19	0,14%	0,21%
2020-4-20	0,14%	0,22%



WEEKLY RESULT

WEEKLY POOL PROFITS FOR MR

TRANSACTION DATE	CLIENT PROFIT	POOL PROFIT
2020-4-14	0,47%	0,81%
2020-4-15	0,47%	0,79%
2020-4-16	0,47%	0,80%
2020-4-17	0,47%	0,79%
2020-4-18	0,48%	0,78%
2020-4-19	0,50%	0,77%
2020-4-20	0,50%	0,78%



WEEKLY RESULT

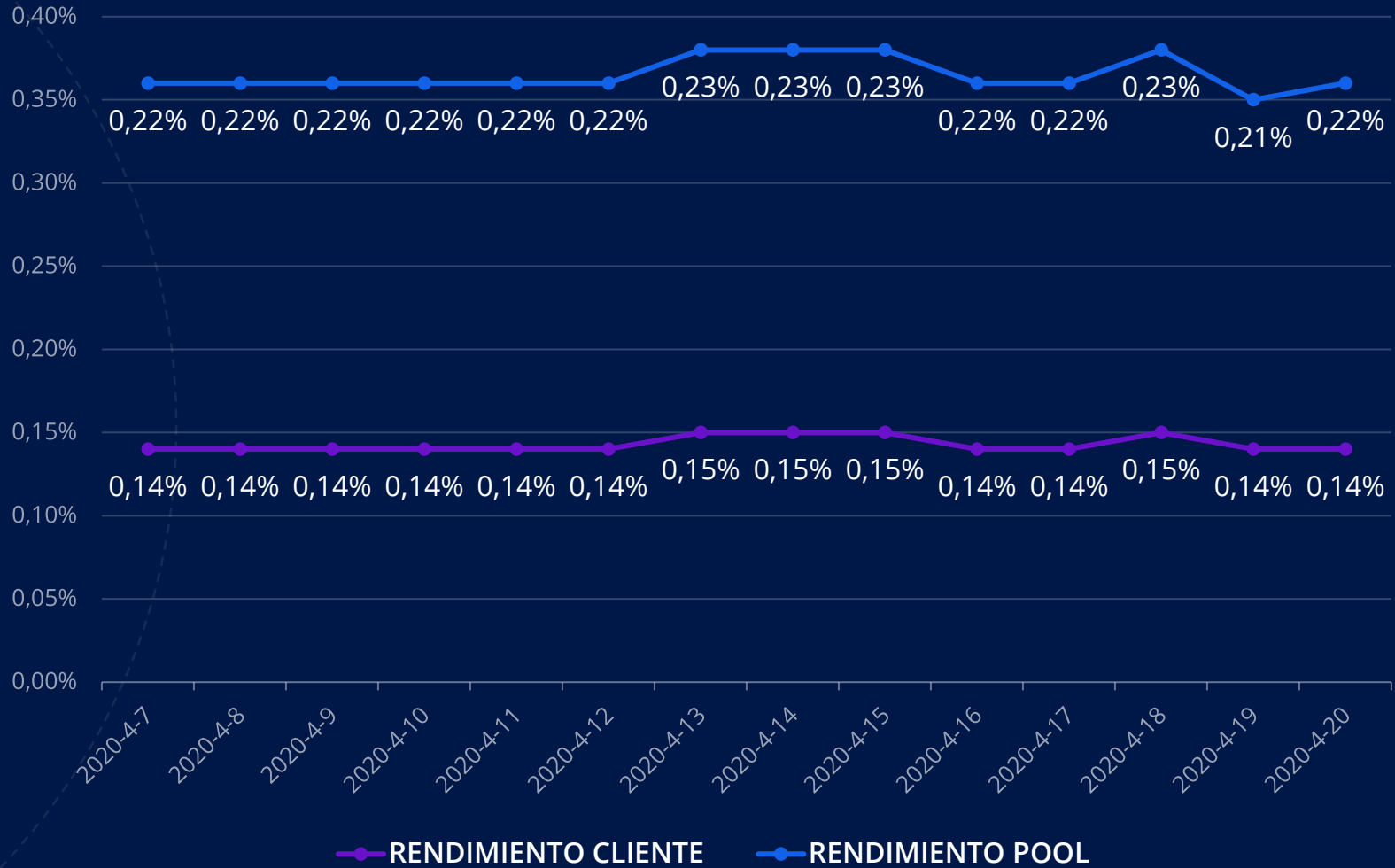
WEEKLY POOL PROFITS FOR LR

Profits GRAPHIC for Low Risk

Week with slight increases in the returns of both the pool and the client despite the fact that, if we see the graph in more detail, the market has already had more oscillation compared to the previous week.

For the client, a total of 1.01% has been generated with a daily average of 0.14% and 1.56% generated by the pool, with an average of 0.22% daily.

If we compare these data with those of the previous week we only see an increase of 0.01% for the client and 0.03% for the pool, leaving the daily averages in the same situation.



● RENDIMIENTO CLIENTE ● RENDIMIENTO POOL

WEEKLY POOL PROFITS FOR MR

Profits GRAPHIC for Medium Risk

New data that we can provide about this MR pool.
 For this last period, a total return for the client of 3.58% has been generated, with a daily average of 0.52%. A total of 5.51% has been generated for the pool, with a daily average of 0.79%.
 Only for this week we can compare the results of the pool that indicate -0.04% with the previous period and keeping the same daily average.

